


How to take out a drawer


1. Extend the drawer as shown below




2. Locate the lever on the left hand side and flip it up as shown below



3. Locate the lever on the right hand side and flip it down as shown below



4. Both hands should be in the position as below with both levers flipped



5. The drawer can now be easily pulled out as shown below

