


# How to assemble furniture using Cams & Cam Bolts


1. Place Cam into hole with facing as shown below




2. Side view



3. Screw in Cam Bolts as shown below




4. Push in the Dowel with fingers as shown below and then lightly tap with hammer to make sure it is held firmly



5. Place both pieces of panel as shown together




6. Make sure grooves are fitted properly as shown below





7. And then press tightly together



8. A screw driver is then needed to tighten the Cams by turning the cam in a clockwise direction as show below

